



ITEM# 440

QUICK START GUIDE

40 P PLASMA CUTTER

Forney®

1.



Read user manual

2.

Connect to input air



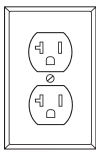
- 60-120 PSI
- ≥ 5.3 CFM
- Clean air
- No oil
- No moisture

Output air pressure is pre-set at the factory



3.

Connect to input power



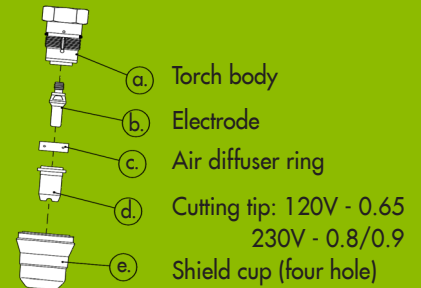
- Generator OK with continuous output $\geq 5,000$ W (120V) or 10,000 W (230V)
- Extension cord: #12 AWG (120V) or #8 AWG (230V) or larger. 25' (8m) or shorter extension cords recommended

4.

Touch tip to the surface of the metal



NOTE: Correct consumable assembly



OPERATING TIPS

Cutting capability

120V: 1/4" (6,35mm)
230V: 1/2" (12,7mm)



Replace worn consumables



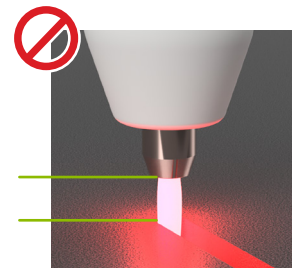

FIND MORE INFORMATION AT FORNEYIND.COM



TROUBLESHOOTING GUIDE



Too fast. Watch spark trail angle



Touch tip to the surface of the metal

QUESTIONS OR TROUBLE? Contact Forney Industries at 1-800-521-6038 customerservice@forneyind.com forneyind.com