




SPECS	APPLICATIONS: DIY/Garage Farm/Ranch Maintenance Light Industrial	PROCESS: DC Stick (SMAW) DC TIG (GTAW)* INPUT POWER: 1 Ph -50/60Hz INPUT VOLTAGE: 120V/230V	AMPERAGE RANGE: 120V – 10 – 90 Amps 230V – 10 – 180 Amps	WELDING CAPACITY: 120V – ¼" Mild Steel 230V – ½" Mild Steel
--------------	---	---	---	--



- INCLUDES:**
- 180 ST welder
 - 8' (2.4m) electrode holder & clamp
 - 8' (2.4m) ground clamp & cable
 - 230V to 120V adapter
 - 6' (1.83m) power cord

- GENERATOR FRIENDLY:**
- 120V - 4000W continuous output
 - 230V - 8000W continuous output
- 

ITEM# 291	Processes	Input Power	Amperage Range	Output / Duty Cycle Stick	Output / Duty Cycle TIG	Weight	Dimensions
QUICK SPECS	Stick (SMAW)	120V - 50/60Hz	10A - 90A	80A @ 30%	80A @ 30%	14 lbs. 6.35 kg	H: 11" (279.4mm) W: 6 - 5/16" (162mm) L: 14 - 1/8" (359mm)
	TIG (GTAW)	230V - 50/60Hz	10A - 180A	180A @ 25%	180A @ 25%		

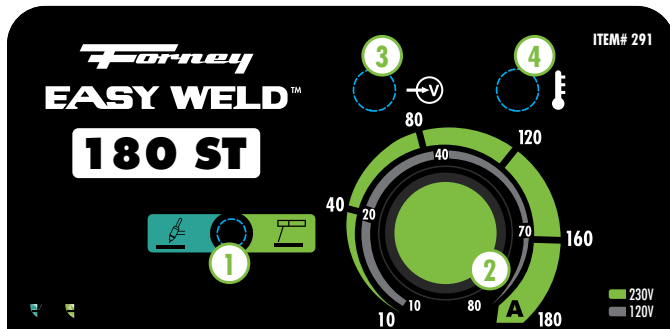
FORNEY EASY WELD 180 ST IS YOUR SOLUTION FOR PORTABLE WELDING POWER

- **Lightweight** – at 14 pounds you can go anywhere easily
- **Generator Friendly** – extremely stable arc, even off a power generator
- **Easy Start** – Built in hot start makes every strike easy
- **Multi-Voltage** – 120V and 230V makes it easy for you to find the right power for the job
- **TIG Welder** – DC scratch start TIG welding
- **Powerful** – with 180 Amps you can weld up to 1/2"

*TIG Torch (#85659) sold separately

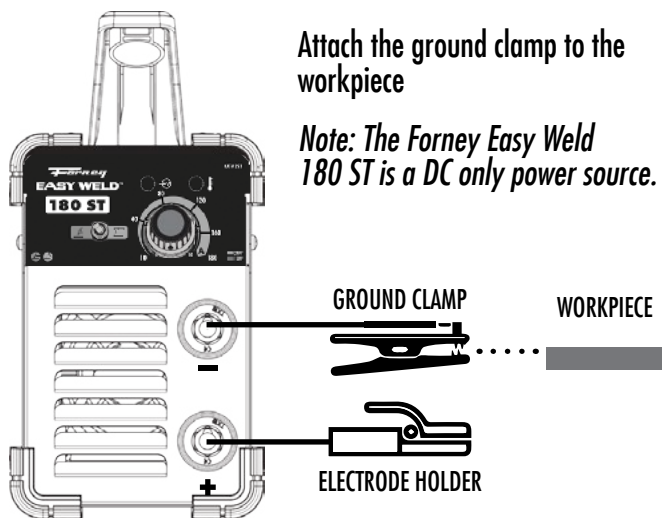
Forney EASY WELD®

CONTROL PANEL



1. Process selector switch
2. Amperage adjustment knob
3. Power indicator light
4. Over temp indicator light

TYPICAL SET-UP



Attach the ground clamp to the workpiece

Note: The Forney Easy Weld 180 ST is a DC only power source.

ELECTRODE CHART

Excellent performance for most E6010, E6011, E7014 & E7018 electrodes.

Note: E6010: General welding acceptable but not recommended for open root pipe or long arc applications.

	DIAMETER		AMPS
	Inch	Millimeter	Amps
E6010 & E6011	3/32	2.4	30-75
	1/8	3.2	35-120
	5/32	4.0	80-160
E6013	1/16	1.6	20-50
	3/32	2.4	40-90
	1/8	3.2	50-130
	5/32	4.0	90-180
E7014	3/32	2.4	40-90
	1/8	3.2	60-130
	5/32	4.0	90-180
E7018	3/32	2.4	50-100
	1/8	3.2	80-160
	5/32	4.0	90-180

POLARITY CHART

ELECTRODE	DC	PENETRATION
E6010	EP	DEEP
E6011	EP	DEEP
E6013	EP-EN	SHALLOW
E7014	EP-EN	MEDIUM
E7018	EP-EN	MEDIUM
NICKEL	EP	SHALLOW
STAINLESS STEEL	EP	SHALLOW

EP = Electrode Positive • EN = Electrode Negative

ACCESSORIES (Not Included)

ITEM#	DESCRIPTION
85659	Air Cooled 150A 17FV Series (Flex & Valve) TIG Torch 12.5' with Dinse adapter
85364	Argon/CO2 Flow meter, CGA580 Inlet Connection
56000	200 Amp Tong Style Electrode Holder (replacement part)
54400	300 Amp Steel EG series Ground Clamp
93097	Deluxe Electrode Storage Container
70600	Chipping Hammer, Spring Handle

Distributed by: